




Revolutionising an icon

The modern MT story began almost a decade ago, when Yamaha's top designers set out to create one of the most significant new models in the history of the Yamaha Motor Co., Ltd. This was to be no ordinary motorcycle. The brief was to build a radical new machine, with a big-torque engine and a highly agile chassis. A machine that would be like no other. And the rest is history.

By defying convention and taking inspiration from Japan's unique biking subculture, Yamaha succeeded in making a new kind of motorcycle. Inspired by the Dark Side of Japan, the first MT-09 was so different that it didn't fit into any existing category. So, the company created a new Hyper Naked class, which has already won the hearts of over 250,000 riders throughout Europe.

It focussed on fun, excitement and emotion, without compromising Yamaha's commitment to giving rider's the best possible engine and chassis, as well as the most dynamic styling and class-leading rider aids. And all of this was offered at a competitive price. The new premium...



- Digital instrumentation with full LED display
- EU5 890cc CP3 engine
- All-new lightweight CF aluminium die-cast frame
- Next-generation design and styling
- 6-Axis IMU plus lean-sensitive rider aids
- Full-colour 3.5-inch TFT display
- Compact, bifunctional LED headlight
- Quick Shift System (QSS)
- Lightweight SpinForged wheels
- Adjustable suspension for enhanced sports riding
- Radial front brake master cylinder


Revolutionising an icon

specification MT-09 takes the Hyper Naked concept to a whole new level.

The original MT-09 was a totally new kind of Japanese machine that brought real excitement and pure emotion back to the motorcycle world. It inspired over 50,000 European riders to be a part of the growing Hyper Naked movement. Now, the all-new MT-09 has arrived and it's built to join the Dark Side of the Japan!

Its large-capacity 890cc EU5-compliant CP3 engine pushes out higher levels of torque at lower rpm, giving you even more explosive acceleration and stronger road-focused performance. A high-tech 6-axis IMU governs the best-in-class electronic rider aids, to give you ultimate control. Moreover, the QSS enables you to change gear very quickly, while making downshifts more stable.

For razor sharp handling, the new model features a compact aluminium chassis, along with adjustable suspension and super-light wheels. Dual 298mm front brakes with a radial master cylinder ensure fingertip control. Plus, the radical next-generation styling and pure, coverless chassis design confirm the MT-09's status as the ultimate Hyper Naked.



EU5 890cc CP3 engine

The newly developed 890cc liquid-cooled 3-cylinder engine is lighter, quicker and more powerful, with more torque at lower rpm. A new intake and exhaust produce a beautiful sound that enhances the feeling of acceleration. New fuel injectors increase efficiency, while optimised gear ratios and a refined A&S clutch match the higher output of the EU5-compliant engine.




All-new lightweight CF aluminium die-cast frame

Entirely new compact CF die-cast aluminium frame design – a modern take on the deltabox layout. Higher level of chassis stiffness for improved rider feedback, stability and increased dynamic riding window. The optimised swingarm pivot structure, light, slim chassis and more laidback feel make this bike your perfect, day-to-day partner.



Next-generation design and styling

Pure, bare and beautiful – the new-generation MT design leads the Hyper Naked line into the new decade. Minimalist 'coverless' styling gets rid of any unnecessary bodywork and uses only the frame and structural components to express lightness and agility. Meanwhile, the new crystal graphite frame finish accentuates the functional beauty of the mechanical parts.




6-Axis IMU plus lean-sensitive rider aids

Developed from the YZF-R1, the compact new 6-axis IMU governs the MT-09's high-tech rider aids, including a lean-sensitive 3-mode Traction Control System (TCS), Slide Control System (SCS), front wheel LIFt Control System (LIF) and Brake Control system (BC). With this best-in-class electronic control technology, the all-new MT-09 gives you ultimate control in varying weather and surface conditions.



Full-colour 3.5-inch TFT display

The 3.5-inch full-colour TFT display features a bar-type tachometer that changes colour as rpm rises or falls, as well as a clock and displays for fuel, average mileage, water temperature, air temperature and a gearshift indicator. Handlebar switches enable you to easily change displays and information, as well as adjust the settings on the optional genuine Yamaha grip heaters.



Compact, bifunctional LED headlight

A compact and handsome bifunctional single LED headlight produces a powerful high and low beam, with an excellent beam spread that has soft, easy-on-the-eye edges. This single projector headlight gives the all-new MT-09 a truly distinctive, next-generation face, while the lateral LED position lights project a signature Y-shape, matched by the LED taillight.

Engine

Engine type	Liquid-cooled;4-stroke;4-valves;3-cylinder;DOHC
Displacement	890 cc
Bore x stroke	78.0 × 62.1 mm
Compression ratio	11.5 : 1
Maximum power	87.5kW (119.0PS) at 10,000 rpm
Maximum torque	93.0Nm (9.5kg-m) at 7,000 rpm
Lubrication system	Wet sump
Clutch type	Wet;Multiple Disc
Ignition system	TCI
Starter system	Electric
Transmission system	Constant Mesh;6-speed
Final transmission	Chain
Fuel consumption	5.0 L/100 km
CO2 emission	116 g/km
Fuel system	Fuel Injection

Chassis

Frame	Diamond
Caster angle	25°
Trail	108 mm
Front suspension system	Telescopic fork
Rear suspension system	Swingarm;(link suspension)
Front travel	130 mm
Rear travel	122 mm
Front brake	Hydraulic dual disc, Ø 298mm
Rear brake	Hydraulic single disc, Ø 245mm
Front tyre	120/70 ZR17M/C (58W) Tubeless
Rear tyre	180/55 ZR17M/C (73W) Tubeless

Dimensions

Overall length	2,090 mm
Overall width	795 mm
Overall height	1,190 mm
Seat height	825 mm
Wheel base	1,430 mm
Minimum ground clearance	140 mm
Wet weight (including full oil and fuel tank)	189 kg
Fuel tank capacity	14 L
Oil tank capacity	3.50 L

Always wear a helmet, eye protection and protective clothing. Yamaha encourage you to ride safely and respect fellow riders and the environment. Images shown depict professional riders performing under controlled conditions. Specifications and appearance of Yamaha products as shown here are subject to change without notice and may vary according to requirements and conditions. For further details, please consult your Yamaha dealer.